

APPENDIX 1: ACCOMMODATIONS

The descriptions below originate from ARA (American Railway Association) definitions and from a booklet published by Pullman from 1935 (see cover above). The booklet descriptions follow the ARA definitions below and include images of the accommodations described. The descriptions from the booklet were included verbatim, except that for clarity; accommodation names have been changed to Capitalized words in **bold**.

Those accommodations not listed in the original booklet are listed below with their (ARA) descriptions and are taken verbatim from the "Definitions and Designating Letters" section from the 1917 "Official Railway Equipment Register".

**BUFFET:**

[**ARA**] Car [or portion of a car] for the transportation of passengers [usually without assigned seating] and fitted with a small broiler or buffet to serve simple meals to passengers; cooking and serving done on removable tables by regular porter in charge of car. With or without facilities for serving liquor. (ARA "DB")

**CAFÉ CAR:**

[ARA] A car fitted with a kitchen, usually in center of car, one end used as a café where meals are served, also liquor and smoking allowed, the other end of the car fitted with either regular dining room or smoking and card room; carrying cooks and waiters. (ARA "DC").

---

**CLUB:**

[ARA] Combined Smoking and Baggage Car (Club Car). A car having two compartments, separated by a bulkhead, one compartment suitable for transporting baggage, the other fitted with seats or chairs and used as smoking car; at times equipped with a buffet or bar. (ARA "CS")

---

**PRIVATE ROOM:**

A private room that could be sized anywhere between a Compartment to a Drawing Room and beyond. These rooms typically had a wardrobe, closet, toilet and washroom annex, and two to three beds, additionally; many included upper and lower berths. There was no standard configuration for the rooms, and they were typically used in rebuilt private cars or privately owned cars (for instance, by tour companies).

---

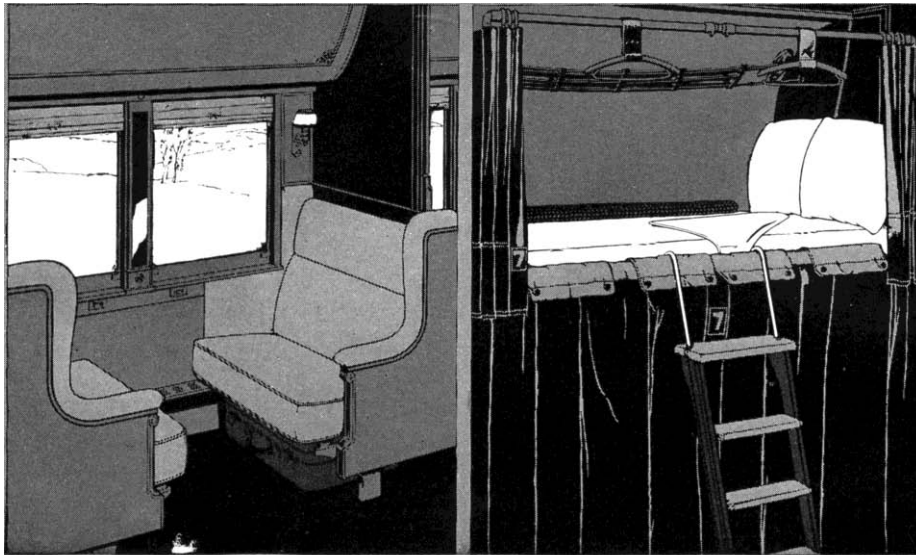
**SECTION, PRIVATE:**

A Private Section was basically an Enclosed Section (which was basically an Open Section with curtains or folding/pantograph door and a separation wall (between sections)) along with a small lavatory annex adjacent.

---

**TOURIST:**

[ARA] A second-class sleeping car, fitted usually with cane [or rattan] seats convertible into berths and used mostly on trans-continental trains; cars [typically] fitted with smoking compartment, toilet and washroom. (ARA "PT")




## THE UPPER BERTH

### THE UPPER BERTH

An **Upper Berth** provides commodious accommodations, with electric lights, a flexible shelf 4 feet long and 7 ½ inches wide to hold luggage or clothing, a hanger for your clothes and electric bell with which to summon porter at any hour. A safety ladder makes access and exit easy. The **Upper** has a horsehair mattress with spring base, forming a bed over 6 feet in length and 35 inches wide. Each of the two pillows contains 2 ½ pounds of goose-feathers. For daytime travel each seat in the **Section** contains ample room for two passengers. Porter will install sturdy table for writing or for games, if desired. At night the Upper accommodates one or two adults. The **Upper Berth** is the lowest priced accommodation in a Pullman Car. In some parts of the country tourist sleeping cars are operated. The preceding description applies in a general way to a Tourist **Upper**, but the price of the latter is considerably lower. Naturally, the **Upper** of a Tourist sleeping car lacks some of the refinements of a standard **Upper**, yet there is always found a full measure of Pullman Comfort and convenience.

The **Upper Berth** Dimensions: Length 6 feet, 2 inches; width 35 inches. Mattress: horsehair with spring base. Luggage space under seat: height 9 inches, depth 16 ½ inches, length 28 ½ inches.

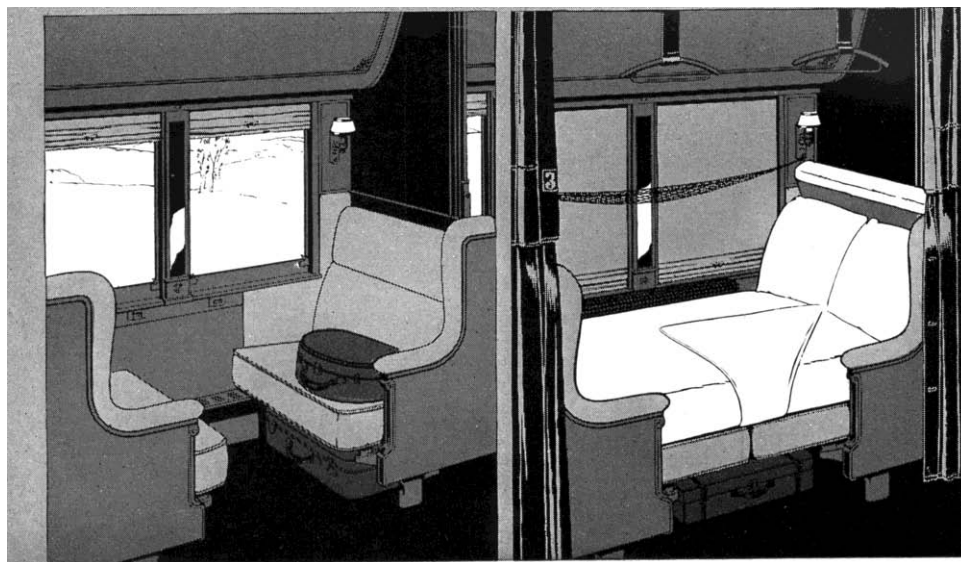


## THE LOWER BERTH

### THE LOWER BERTH

A **Lower Berth** is furnished with electric lights, shelf for baggage, hammock for clothes, a hanger for your clothes and electric bell with which to summon porter at any time. The spring mattress has  $6\frac{1}{2}$  pounds of the finest horsehair, is  $4\frac{1}{2}$  inches thick. Each of the two pillows contains  $2\frac{1}{2}$  pounds of the finest goose-feathers. The length of the bed between head boards is 6 feet, 2 inches, and its width is 35 inches. Under the bed is luggage space for suitcases not to exceed  $9 \times 28\frac{1}{2}$  inches. For daytime travel the passenger holding the **Lower Berth** is entitled to the seat facing forward; each seat contains ample room for two passengers. Porter will install a sturdy table for writing or for games, if desired. At night, the **Lower** accommodates one or two adults. Pullman attempts always to bring to every traveler the comforts and conveniences to which he is accustomed at home. The **Tourist** sleeping car, operated in some parts of the country, has **Lower Berths** similar to those in standard cars, but, as the cost to the passenger is less, there are accordingly fewer conveniences.

The **Lower Berth** Dimensions: Length 6 feet, 2 inches; width 35 inches. Mattress: spring type. Luggage space under seat: height 9 inches, depth  $16\frac{1}{2}$  inches, length  $28\frac{1}{2}$  inches. Window Opening: width  $24\frac{7}{8}$  inches, height  $16\frac{3}{4}$  inches.




## THE SECTION

### THE SECTION

**The Section** is the combination of an **Upper** and **Lower Berth**. When a **Section** is reserved for two travelers, it is called a "double occupancy **Section**"; for a single traveler it is called a "single occupancy **Section**" and the **Upper** is not made down. It is furnished with electric light, shelf for luggage, hammock for clothes, a coat, skirt or suit hanger, and electric bell to summon porter at any hour. Both **Upper** and **Lower** mattresses are available when the **Section** has but a single occupant, giving a total mattress depth of 9 inches. With the **Upper** pushed up, the traveler has 6 feet, 2  $\frac{1}{4}$  inches of additional space in which to undress and dress and make his preliminary toilet. The length of the bed between head boards is 6 feet 2 inches, and the width 35 inches. Under the bed is baggage space for suitcases 9 inches high by 28  $\frac{1}{2}$  inches long. By day, the occupant if a **Section** is entitled to the use of both seats for lounging or for baggage. Porter will install a table for writing or games, if desired. The "single occupancy **Section**" is the favorite accommodation of many whenever they travel by Pullman.

The **Section** Dimensions: Length 6 feet, 2 inches; width 35 inches. Mattress: spring type. Luggage space under seat: height 9 inches, depth 16  $\frac{1}{2}$  inches, length 28  $\frac{1}{2}$  inches. Window Opening: width 24  $\frac{7}{8}$  inches, height 16  $\frac{3}{4}$  inches.

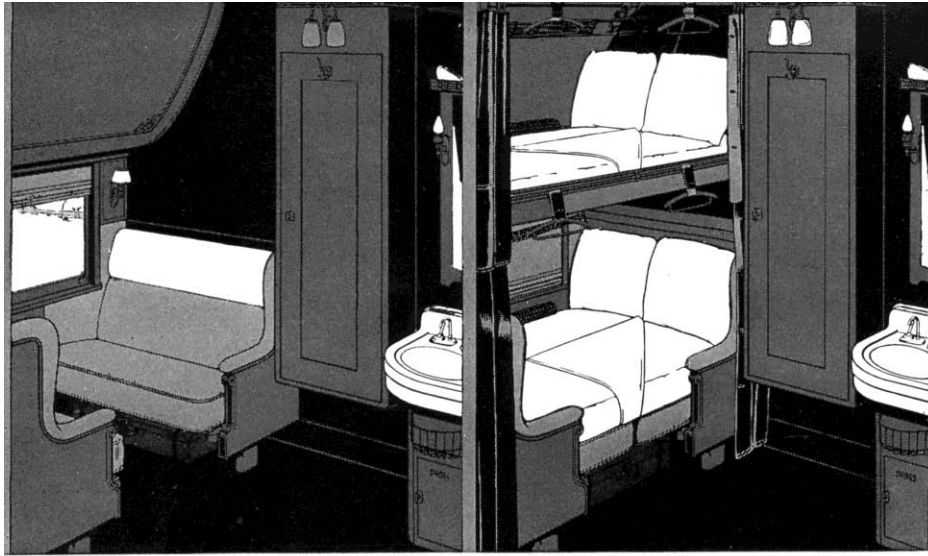


## THE BEDROOM

### THE BEDROOM

A **Bedroom** is an enclosed private room, and contains a wide, comfortable sofa. For night time use this sofa with a spring mattress forms a comfortable bed. Each of the two pillows has 2 ½ pounds of goose feathers. Above the sofa, in most **Bedrooms**, is an **Upper Berth** which similarly makes down into a bed. The **Bedroom** has a private toilet and a wash basin which folds back to form an extra seat. A folding desk provides a writing table as well as a service table for meals. The room is provided with electric lights, separate heat control, an adjustable ventilator in the door, and blow and exhaust fans - all of which allow occupants to regulate room temperature to suit his desire. A vacuum water bottle for ice water is included as well as clothes hooks and a full length mirror. At night the bed of a **Single Bedroom** accommodates one adult and one small child. In a **Double Bedroom**, two adults and two small children could be similarly accommodated. The cost of occupying a **Bedroom** is small indeed in relation to the privacy, comfort and convenience provided, whether the trip be long or short.

The **Bedroom** Dimensions: Total floor area: 33 7/10 square feet. Mattresses, spring type. Luggage space under the sofa: height 9 inches, depth 16 ½ inches, length 42 inches. Window spacing: width 24 7/8 inches, height 16 ¾ inches.



## THE COMPARTMENT

### THE COMPARTMENT

A **Compartment** affords complete privacy for one or more occupants and contains electric lights and fan, separate heat control, shelf for luggage, hammock for clothes, a coat, skirt and suit hanger, and electric bell with which to summon porter at any hour. It has **Upper** and **Lower Berths** and private toilet and lavatory. Many **Compartments** also contain wardrobes, where, particularly on long journeys, clothing may be hung at full length. Mattresses are of spring construction and are 4  $\frac{1}{2}$  inches thick. Each pillow contains 2  $\frac{1}{2}$  pounds of finest goose-feathers. In many cars containing both a **Compartment** and **Drawing Room**, the two rooms can be used en suite by opening the connecting door. Meals may be served in your **Compartment**. For daytime travel there is ample room to seat four passengers comfortably. At night one or two adults are accommodated comfortably in either **Berth, Upper** or **Lower**. The porter will install a sturdy table between the seats for dining, writing, or games, if desired. The **Compartment**, a de luxe accommodation, makes rail travel comfortable and enjoyable.

The **Compartment** Dimensions: Total floor area, 41  $\frac{1}{2}$  square feet. Length of beds, 6 feet, 2 inches, width 35 inches. Mattresses, spring type. Luggage space under seat: height 9 inches, depth 16  $\frac{1}{2}$  inches, length 28  $\frac{1}{2}$  inches. Window Opening: width 24  $\frac{7}{8}$  inches, height 16  $\frac{3}{4}$  inches.




## THE DRAWING ROOM

### THE DRAWING ROOM

The **Drawing Room** in a Pullman car is the last word in travel luxury, providing complete seclusion. For family use it is particularly advantageous since it contains 58 square feet of floor area, including a separate room containing toilet and lavatory. In addition to **Upper** and **Lower Berths**, there is a sofa 6 feet 2 inches in length and 25 inches in width, useful for daytime rest and which may be transformed into a comfortable bed at night. Excellent spring-base mattresses each contain 6  $\frac{1}{2}$  pounds of resilient horsehair. The **Drawing Room** is equipped with six pillows, two for each **Berth** and the sofa. Each contains 2  $\frac{1}{2}$  pounds of downy goose-feathers. For meals, or for writing or games, the porter will install a sturdy table. A **Drawing Room** is furnished with electric lights and fan, separate heating control, space for luggage, hangers for clothes, and an electric bell with which to summon the porter at any hour. For daytime travel there is ample room to seat four or more passengers comfortably. At night the commodious **Upper** and **Lower Berths** accommodate one or two adults and the sofa one adult.

The **Drawing Room** Dimensions: Total floor area, 58 square feet. Sofa: 6 feet 2 inches long, 25 inches wide. Mattresses, spring type. Luggage space under seats: height 9 inches, depth 16  $\frac{1}{2}$  inches, length 28  $\frac{1}{2}$  inches. Window Opening: width 24  $\frac{7}{8}$  inches, height 16  $\frac{3}{4}$  inches.






## THE PARLOR CAR

### THE PARLOR CAR

For those travelers whose journey occupies chiefly the daylight hours Pullman provides the **Parlor** car. It is a long, airy, spacious, well-lighted car with individual upholstered chairs from which the occupant may face the view of the passing countryside through wide, clear windows, or turn his chair inward for reading and restful relaxation. Porter will install sturdy table for writing or games, if desired. Provision is made for proper ventilation and air circulation. Ample facilities are provided for light luggage and wraps. Electric lights are placed advantageously throughout the car so that, if darkness comes, each passenger is supplied with adequate light for reading. The **Parlor** car is to the daytime traveler what the Pullman sleeping car is to the overnight patron. It is here that travel departs from the ordinary business of getting from one place to another and become a time of rest and relaxation. The details of comfort embodied in the Pullman **Parlor** car are many, but they are details which are unobtrusive, as Pullman believes comfort should be felt, rather than seen.

The **Parlor** car seat is deep and roomy, patterned after the best of club chair type furniture. Plenty of room between seats. Depending on type of car, the number of chairs range from 28 to 40. Chairs assigned to individual passengers by number. Wall-brackets and stand lamps.




## THE PARLOR CAR DRAWING ROOM

### THE PARLOR CAR DRAWING ROOM

For greater privacy of groups traveling on daylight runs there is the **Parlor Car Drawing Room**, accommodating up to five persons. There is a generously proportioned sofa for three, and two over-stuffed chairs. The room contains a lavatory and accessories, mirror and coat hangers. It is illuminated by wall-brackets conveniently spaced. The porter will install a large, sturdy table for meals, writing or games, if desired. The **Parlor Car Drawing Room** is particularly comfortable for invalids or those who desire to recline while traveling. It is also frequently the rendezvous of business men traveling to conferences, and of college students at vacation time. Long ago Pullman found that privacy was a thing very much desired by many travelers. There are people who cannot relax and be comfortable when among strangers. The privacy and the home-like quiet of many Pullman accommodations overcome this constraint and invite the traveler to be himself, to enjoy his trip, to feel that a gracious and considerate host stands between him and those he may not care to see.


The **Parlor Car Drawing Room** dimensions: 7 feet by 6 feet, 8 inches. Floor area  $42 \frac{1}{2}$  square feet. Sofa, 5 feet  $8 \frac{3}{4}$  inches by 21  $\frac{3}{4}$  inches. Window opening:  $24 \frac{7}{8}$  inches by  $16 \frac{3}{4}$  inches.



## THE LOUNGE CAR

### THE LOUNGE CAR


This car is a characteristic Pullman contribution to the ease of travel, carrying forward principles formulated 73 years ago when Pullman set out to add to rail travel a degree of comfort then unknown. The **Lounge Car** allows passenger freedom of movement, and provides a variety of comfortable chairs and sofas in which he may lounge and enjoy the scenery. In most instances **Buffet** service is available in a portion of the car. Writing facilities, with convenient desk-lamp lighting, add to its attractiveness. Smoking stands and magazine tables are additional conveniences. The **Lounge Car** is ideal for complete relaxation, and creates an inviting atmosphere of sociability in travel. Like a hospitable living room, it is furnished in discriminating and excellent taste. Chairs and sofas are those you would expect to find in good homes and clubs. Tables and lighting fixtures likewise are in decorative mode. Deep soft carpeting covers the floor in pleasing colorful harmony with the decorative scheme. Comfort reaches an appreciable new level in this Pullman accommodation.



## THE OBSERVATION CAR

### THE OBSERVATION CAR

The **Observation Car** has been likened to the solarium of a well-appointed home. This car is equipped with wide, clear windows and an open observation platform or sun room at the rear where the passenger may view the scenery. This car is well lighted, and provides an easy, informal atmosphere for Pullman travelers. Writing facilities are provided, together with magazines, smoking stands and table lamps all designed to make traveling a more enjoyable experience. Examining precedent with a critical eye, rejecting what was merely the best idea at the time, retaining proved engineering principles, Pullman created the new type **Observation Car** to synchronize with the times. It is distinctly a new experience to occasional travelers to walk into a modern Pullman **Observation Car** for the first time. The initial impression is one of intense daylight, due to the generous size of the windows. Coupled with luxurious furnishings and their quiet taste, this flood of light reminds one of a bright, airy solarium or sundeck; a place for play, for rest, for pleasurable hours for real comfort in travel.



## THE RESTAURANT CAR

### THE RESTAURANT CAR

**The Restaurant Car** is an innovation in Pullman travel. The restaurant occupies a portion of a **Lounge, Parlor** or **Sleeping Car** and offers complete dining service, as well as soft and mixed drinks. This car is generally used on runs where the customary dining car is not operated. Attendants are continuously at the service of passengers who wish to dine. The **Restaurant Car** injects a new homelike informality into rail travel, and the service is available to coach, as well as Pullman passengers. The intimate air of the **Restaurant Car** suggests the nature of its cuisine. While it is possible to obtain a substantial dinner, the usual passenger is content with choice viands, notable more for their excellent individual preparation and reasonable cost than for their part in a large meal. The chef in charge is one whose experience and abilities are distinct and apparent in the food he prepares. It is his pleasure to serve you capably and well. There is no formality about the **Restaurant Car**. You come and go when you please, just as you eat at what pleases your taste. Pullman hospitality is nowhere more evident.